



ASBK.COM.AU f t i y

## Round 6 : Winton Motor Raceway : September 7 - 9

### KAWASAKI AUSTRALIAN SUPERSPORT CHAMPIONSHIP

#### Qualifying 2

Date: 08/09/18  
Event: Q09  
Weather: Sunny - Temp: 15.4C  
Track: Dry - Temp: 33.6C

Started at: 13:05:34  
Laps: 30 Min  
Starters: 16  
Printed at: 13:42

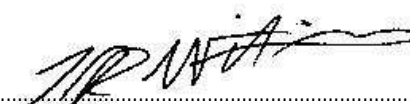
#### PROVISIONAL CLASSIFICATION

Pos	No	Name	Machine	Fastest Lap	On Lap	Behind Prev	Behind Leader	Top Speed
1	23	Cru HALLIDAY (NSW) / Yamaha Racing Team	Yamaha YZF-R6	1:23.384	9 of 11			215
2	7	Tom TOPARIS (NSW) / Cube Racing / Leda Nutrition / Australian Outdoor Living / Motul / Pirelli	Kawasaki ZX6R	1:23.471	6 of 8	.087	.087	213
3	27	Nic LIMINTON (SA)	Yamaha YZF-R6	1:23.734	14 of 15	.263	.350	213
4	20	Damon REES (NZ) / Carl Cox M-sport / Mondiale Freight / Tony Rees M-cycles / Signedge / Pirelli	Honda CBR RR	1:23.951	8 of 11	.217	.567	213
5	12	Broc PEARSON (QLD) / Yamaha Aust. / World Gym / 1800 Approved / City2Surf Locksmiths / Motul	Yamaha YZF-R6	1:24.239	12 of 15	.288	.855	214
6	41	Max CROKER (NSW) / Mat Mladin Mladin Racing / Suzuki Aust. / AGV Sport / Nolan / Motorex Aus	Suzuki GSX-R	1:24.393	11 of 11	.154	1.009	214
7	22	Zac JOHNSON (VIC) / Rebuilder / Ausfleet / Savy Civil	Yamaha YZF-R6	1:24.493	10 of 16	.100	1.109	216
8	47	Giuseppe SCARCELLA (NSW) / Kawasaki BCperformance / Kawasaki Motors Aust. / Landscapesupplies.com.au	Kawasaki ZX6R	1:24.872	9 of 16	.379	1.488	212
9	52	Ryan TAYLOR (VIC) / Areden Homes / Pablo's M-cycle Tyres / YRD / RTR	Yamaha YZF-R6	1:25.188	9 of 15	.316	1.804	213
10	39	Scott NICHOLSON (VIC) / NextGen Motorsports / Williams Engineering	Suzuki GSX-R	1:25.193	12 of 17	.005	1.809	213
11	83	Lachlan EPIS (NSW) / ResponseRE / Bluetounge Finance / DB Racing / Aark Suspension / YRD	Yamaha YZF-R6	1:25.258	5 of 14	.065	1.874	214
12	42	Jack PASSFIELD (NSW) / Stay Upright Rider Training / GASD Suspension / Dmoto / Pirelli / KYT	Yamaha YZF-R6	1:26.049	16 of 19	.791	2.665	215
13	61	Rhys BELLING (VIC) / LXI Racing / Yamaha / YRD / Skip2Beat / The Grinning Dingo	Yamaha YZF-R6	1:26.170	4 of 15	.121	2.786	213
14	851	Ty LYNCH (SA) / Adelaide M-cycle Recovery / Australian Outdoor Living / A Plus Diesel & Electrical	Yamaha YZF-R6	1:26.603	12 of 15	.433	3.219	212
15	86	Dallas SKEER (SA) / Barry Francis M-cycles / Ron Angel Classic Racing / Penrite Oils / Suspensions R Us	Suzuki GSX-R	1:26.759	13 of 13	.156	3.375	215
16	74	Campbell RUSSELL (VIC) / Motul / Pirelli	Yamaha YZF-R6	1:29.344	10 of 12	2.585	5.960	211

Current best lap for SS class - 1:23.200 by Cru HALLIDAY (NSW) on a Yamaha YZF-R6 set on 07/09/18

The results are provisional until the end of the time limit for protests and appeals.

  
Chief Time Keeper - Scott Laing

  
Clerk of Course - Tom Williams



www.computime.com.au  
COMPUTIME RACE TIMING SYSTEMS PTY LTD





ASBK.COM.AU f t i y

# Round 6 : Winton Motor Raceway : September 7 - 9

## KAWASAKI AUSTRALIAN SUPERSPORT CHAMPIONSHIP

### Qualifying 2

Date: 08/09/18  
 Event: Q09  
 Weather: Sunny - Temp: 15.4C  
 Track: Dry - Temp: 33.6C

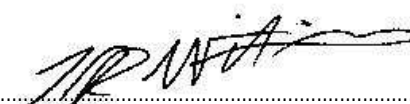
Started at: 13:05:34  
 Laps: 30 Min  
 Starters: 16  
 Printed at: 13:42

### PROVISIONAL LAP TIMES

No	Name	Lap 1	Lap 2	Lap 3	Lap 4	Lap 5	Lap 6	Lap 7	Lap 8	Lap 9	Lap 10
7	Tom TOPARIS (NSW)	1:31.127	1:24.942	1:24.501	6:06.754	1:28.745	<b>1:23.471</b>	5:15.252	1:27.858		
12	Broc PEARSON (QLD)	1:54.887	1:26.039	1:26.999	1:25.185	1:33.911	1:25.255	9:04.730	1:40.597	1:24.862	1:24.305
		10	1:24.337	<b>1:24.239</b>	1:34.147	1:35.411	1:24.488				
20	Damon REES (NZ)	1:32.771	1:25.531	1:25.091	7:33.923	1:31.262	1:24.283	1:24.029	<b>1:23.951</b>	1:34.060	1:24.245
		10	1:36.702								
22	Zac JOHNSON (VIC)	1:42.470	1:27.348	1:26.150	1:25.931	3:02.149	1:37.014	1:25.327	1:24.849	1:25.242	<b>1:24.493</b>
		10	1:24.887	5:53.152	1:33.653	1:26.157	1:24.796	1:44.839			
23	Cru HALLIDAY (NSW)	1:40.277	1:25.602	1:24.257	1:23.820	1:23.564	1:23.740	1:23.421	1:23.385	<b>1:23.384</b>	6:35.759
		10	1:45.861								
27	Nic LIMINTON (SA)	1:38.105	1:25.983	1:25.602	1:25.198	1:31.181	1:24.882	7:57.201	1:32.369	1:24.796	1:24.382
		10	1:24.214	1:24.212	1:32.270	<b>1:23.734</b>	1:32.551				
39	Scott NICHOLSON (VIC)	1:33.872	1:27.752	1:26.984	1:26.746	1:25.957	6:59.288	1:32.842	1:25.731	1:25.705	1:25.514
		10	1:25.447	<b>1:25.193</b>	1:25.535	1:30.017	1:25.726	1:25.390	1:25.346		
41	Max CROKER (NSW)	1:33.699	1:26.142	1:25.256	1:24.946	2:57.455	1:35.282	1:24.552	1:24.414	4:51.521	1:32.034
		10	<b>1:24.393</b>								
42	Jack PASSFIELD (NSW)	1:38.402	1:30.141	1:27.996	1:27.377	1:27.215	1:27.176	1:26.867	1:26.718	1:26.555	1:37.203
		10	2:10.768	1:41.695	1:26.257	1:26.622	1:30.009	<b>1:26.049</b>	1:39.226	1:26.063	1:26.581
47	Giuseppe SCARCELLA (NSW)	1:41.905	1:30.600	1:26.045	1:25.827	4:22.842	1:33.692	1:27.242	1:24.875	<b>1:24.872</b>	1:29.775
		10	1:25.949	1:26.196	3:47.478	1:37.887	1:25.811	1:25.079			
52	Ryan TAYLOR (VIC)	1:34.663	1:27.330	1:26.449	1:26.239	1:26.762	1:26.265	1:26.028	1:26.232	<b>1:25.188</b>	1:25.204
		10	1:25.339	9:37.219	1:34.668	1:25.397	1:25.399				
61	Rhys BELLING (VIC)	1:32.719	1:26.304	1:26.551	<b>1:26.170</b>	3:01.864	1:38.087	1:27.027	1:26.462	1:26.895	1:26.644
		10	1:26.529	1:26.670	4:44.371	1:36.200	1:27.251				
74	Campbell RUSSELL (VIC)	1:42.638	1:32.328	1:31.749	1:31.451	1:31.513	1:31.008	4:25.991	1:55.145	1:30.851	<b>1:29.344</b>
		10	1:29.835	1:30.239							
83	Lachlan EPIS (NSW)	1:31.875	2:35.771	1:32.826	1:26.034	<b>1:25.258</b>	4:04.826	1:36.636	3:02.763	1:38.270	1:28.161
		10	1:25.680	1:31.975	1:25.499	1:48.878					
86	Dallas SKEER (SA)	1:33.786	1:28.147	1:27.335	1:27.146	1:26.954	1:26.873	11:55.105	1:37.764	1:26.775	1:27.357
		10	1:26.770	1:26.917	<b>1:26.759</b>						
851	Ty LYNCH (SA)	1:33.636	1:28.898	1:27.776	1:27.545	1:27.124	1:26.613	6:21.679	1:32.171	1:27.997	1:27.094
		10	1:26.876	<b>1:26.603</b>	1:39.958	1:26.940	1:29.152				

The results are provisional until the end of the time limit for protests and appeals.

  
 Chief Time Keeper - Scott Laing

  
 Clerk of Course - Tom Williams



www.computime.com.au  
 COMPUTIME RACE TIMING SYSTEMS PTY LTD





ASBK.COM.AU f t i y

# Round 6 : Winton Motor Raceway : September 7 - 9

## KAWASAKI AUSTRALIAN SUPERSPORT CHAMPIONSHIP

### Qualifying 2

Date: 08/09/18  
 Event: Q09  
 Weather: Sunny - Temp: 15.4C  
 Track: Dry - Temp: 33.6C

Started at: 13:05:34  
 Laps: 30 Min  
 Starters: 16  
 Printed at: 13:42

### PROVISIONAL SPLIT TIMES

Lap	Split 1	Split 2	Split 3	Split 4	Lap Time	Spd	Lap	Split 1	Split 2	Split 3	Split 4	Lap Time	Spd
<b>7 Tom TOPARIS (NSW) (2nd)</b>							4	11.854	14.578	31.299	28.200	1:25.931	212
1	15.261	14.850	32.106	28.910	1:31.127 P		5	11.819	16.415	33.917	1:59.998	3:02.149	213
2	11.829	14.372	30.657	28.084	1:24.942	205	6	22.292	15.054	31.385	28.283	1:37.014 P	
3	11.696	14.410	30.716	27.679	1:24.501	210	7	11.979	14.430	30.899	28.019	1:25.327	213
4	12.829	15.773	33.314	5:04.838	6:06.754	213	8	11.807	<b>14.218</b>	31.002	27.822	1:24.849	214
5	15.099	14.451	31.015	28.180	1:28.745 P		9	11.806	14.292	31.031	28.113	1:25.242	213
6	<b>11.632</b>	<b>14.056</b>	<b>30.247</b>	<b>27.536</b>	<b>1:23.471</b>	212	10	<b>11.633</b>	14.258	<b>30.642</b>	27.960	<b>1:24.493</b>	212
7	12.110	14.467	31.395	4:17.280	5:15.252	211	11	11.744	14.319	30.904	27.920	1:24.887	213
8	14.749	14.441	30.889	27.779	1:27.858 P		12	12.784	15.636	34.283	4:50.449	5:53.152	214
<b>12 Broc PEARSON (QLD) (5th)</b>							13	16.751	15.853	32.473	28.576	1:33.653 P	
1	24.543	19.516	39.997	30.831	1:54.887 P		14	12.021	14.623	31.031	28.482	1:26.157	212
2	12.155	14.528	30.870	28.486	1:26.039	210	15	11.819	14.349	30.839	<b>27.789</b>	1:24.796	212
3	12.065	14.697	31.588	28.649	1:26.999	211	16	23.937	18.430	33.252	29.220	1:44.839	216
4	11.866	14.407	30.814	28.098	1:25.185	211	<b>23 Cru HALLIDAY (NSW) (1st)</b>						
5	11.847	15.974	36.201	29.889	1:33.911	213	1	20.243	16.844	34.237	28.953	1:40.277 P	
6	11.893	14.450	30.734	28.178	1:25.255	213	2	12.156	14.477	31.093	27.876	1:25.602	213
7	13.470	18.148	38.637	7:54.475	9:04.730	211	3	11.904	14.161	30.480	27.712	1:24.257	213
8	19.697	17.928	34.324	28.648	1:40.597 P		4	11.674	14.087	30.291	27.768	1:23.820	215
9	11.931	14.309	30.593	28.029	1:24.862	214	5	11.661	14.032	30.280	27.591	1:23.564	214
10	<b>11.677</b>	<b>14.199</b>	30.563	<b>27.866</b>	1:24.305	214	6	11.796	14.035	<b>30.197</b>	27.712	1:23.740	214
11	11.804	14.228	<b>30.299</b>	28.006	1:24.337	213	7	11.667	14.058	30.204	27.492	1:23.421	214
12	11.821	14.215	30.316	27.887	<b>1:24.239</b>	212	8	11.645	<b>13.967</b>	30.275	27.498	1:23.385	213
13	13.031	19.825	32.667	28.624	1:34.147	211	9	<b>11.637</b>	14.007	30.314	<b>27.426</b>	<b>1:23.384</b>	214
14	12.048	16.896	35.762	30.705	1:35.411	210	10	13.118	16.898	31.624	5:34.119	6:35.759	215
15	11.823	14.290	30.472	27.903	1:24.488	214	11	25.156	18.203	33.366	29.136	1:45.861 P	
<b>20 Damon REES (NZ) (4th)</b>							<b>27 Nic LIMINTON (SA) (3rd)</b>						
1	16.643	15.220	32.177	28.731	1:32.771 P		1	20.202	15.916	33.185	28.802	1:38.105 P	
2	11.841	14.640	30.982	28.068	1:25.531	209	2	11.970	14.525	31.103	28.385	1:25.983	210
3	11.974	14.492	30.910	27.715	1:25.091	211	3	11.833	14.517	30.964	28.288	1:25.602	211
4	11.978	15.177	36.831	6:29.937	7:33.923	213	4	11.815	14.357	30.885	28.141	1:25.198	212
5	16.533	14.973	31.702	28.054	1:31.262 P		5	11.776	15.470	35.415	28.520	1:31.181	212
6	11.621	14.236	30.534	27.892	1:24.283	210	6	11.750	14.333	30.749	28.050	1:24.882	212
7	11.610	14.154	30.494	27.771	1:24.029	211	7	12.367	15.986	32.957	6:55.891	7:57.201	213
8	<b>11.584</b>	<b>14.151</b>	<b>30.396</b>	27.820	<b>1:23.951</b>	209	8	16.102	15.249	32.409	28.609	1:32.369 P	
9	12.438	18.544	33.663	29.415	1:34.060	208	9	11.770	14.277	30.762	27.987	1:24.796	210
10	11.675	14.280	30.578	<b>27.712</b>	1:24.245	208	10	11.705	14.224	30.519	27.934	1:24.382	212
11	12.647	18.897	33.573	31.585	1:36.702	210	11	11.621	14.193	30.454	27.946	1:24.214	213
<b>22 Zac JOHNSON (VIC) (7th)</b>							12	11.637	14.222	30.444	27.909	1:24.212	212
1	20.649	17.256	35.098	29.467	1:42.470 P		13	11.742	18.515	33.259	28.754	1:32.270	212
2	12.086	14.659	32.028	28.575	1:27.348	212	14	11.625	<b>14.166</b>	<b>30.223</b>	<b>27.720</b>	<b>1:23.734</b>	211
3	12.153	14.509	31.181	28.307	1:26.150	212	15	<b>11.491</b>	14.220	34.584	32.256	1:32.551	212

*Scott Laing*  
 Chief Time Keeper - Scott Laing

*Tom Williams*  
 Clerk of Course - Tom Williams





ASBK.COM.AU f t i y

# Round 6 : Winton Motor Raceway : September 7 - 9

## KAWASAKI AUSTRALIAN SUPERSPORT CHAMPIONSHIP

### Qualifying 2

Date: 08/09/18  
 Event: Q09  
 Weather: Sunny - Temp: 15.4C  
 Track: Dry - Temp: 33.6C

Started at: 13:05:34  
 Laps: 30 Min  
 Starters: 16  
 Printed at: 13:42

### PROVISIONAL SPLIT TIMES

Lap	Split 1	Split 2	Split 3	Split 4	Lap Time	Spd	Lap	Split 1	Split 2	Split 3	Split 4	Lap Time	Spd
<b>39 Scott NICHOLSON (VIC) (10th)</b>							12	17.801	16.413	34.532	32.949	1:41.695 P	
1	16.180	15.827	32.561	29.304	1:33.872 P		13	12.145	14.454	<b>31.279</b>	28.379	1:26.257	211
2	12.198	15.032	31.763	28.759	1:27.752	207	14	11.948	14.464	31.735	28.475	1:26.622	213
3	12.025	14.671	31.755	28.533	1:26.984	209	15	12.611	15.551	32.650	29.197	1:30.009	215
4	12.052	14.735	31.384	28.575	1:26.746	211	16	12.020	<b>14.404</b>	31.362	<b>28.263</b>	<b>1:26.049</b>	213
5	11.946	14.509	31.250	28.252	1:25.957	211	17	13.125	15.660	41.247	29.194	1:39.226	213
6	12.173	15.173	32.437	5:59.505	6:59.288	211	18	11.909	14.449	31.315	28.390	1:26.063	213
7	17.947	15.014	31.392	28.489	1:32.842 P		19	<b>11.903</b>	14.441	31.446	28.791	1:26.581	214
8	11.934	14.555	30.947	28.295	1:25.731	211	<b>47 Giuseppe SCARCELLA (NSW) (8th)</b>						
9	11.814	14.331	31.219	28.341	1:25.705	211	1	23.701	16.867	32.228	29.109	1:41.905 P	
10	11.899	14.335	30.870	28.410	1:25.514	211	2	12.138	15.521	33.758	29.183	1:30.600	207
11	11.910	14.310	30.976	28.251	1:25.447	211	3	11.945	14.632	31.059	28.409	1:26.045	212
12	<b>11.784</b>	14.330	<b>30.831</b>	28.248	<b>1:25.193</b>	213	4	11.778	14.359	30.961	28.729	1:25.827	208
13	11.856	14.314	30.940	28.425	1:25.535	211	5	12.099	14.506	33.344	3:22.893	4:22.842	208
14	11.863	14.583	34.942	28.629	1:30.017	210	6	16.902	15.618	32.356	28.816	1:33.692 P	
15	11.902	14.374	31.232	28.218	1:25.726	211	7	12.049	14.522	32.389	28.282	1:27.242	208
16	11.826	<b>14.240</b>	31.106	28.218	1:25.390	211	8	11.864	<b>14.200</b>	<b>30.701</b>	28.110	1:24.875	208
17	11.932	14.271	30.986	<b>28.157</b>	1:25.346	211	9	<b>11.743</b>	14.283	30.742	28.104	<b>1:24.872</b>	208
<b>41 Max CROKER (NSW) (6th)</b>							10	13.353	15.350	32.513	28.559	1:29.775	208
1	17.230	15.396	32.267	28.806	1:33.699 P		11	11.870	14.574	31.073	28.432	1:25.949	207
2	12.117	14.705	31.080	28.240	1:26.142	210	12	11.900	14.411	31.628	28.257	1:26.196	208
3	11.918	14.347	31.049	27.942	1:25.256	213	13	11.972	14.347	31.069	2:50.090	3:47.478	209
4	11.854	14.383	30.739	27.970	1:24.946	213	14	17.959	15.549	35.804	28.575	1:37.887 P	
5	11.942	14.236	30.649	2:00.628	2:57.455	213	15	11.887	14.467	31.059	28.398	1:25.811	208
6	19.162	15.823	32.188	28.109	1:35.282 P		16	11.925	14.386	30.718	<b>28.050</b>	1:25.079	208
7	11.946	14.267	<b>30.484</b>	27.855	1:24.552	213	<b>52 Ryan TAYLOR (VIC) (9th)</b>						
8	11.833	14.173	30.552	27.856	1:24.414	214	1	16.712	15.480	33.072	29.399	1:34.663 P	
9	12.211	15.026	31.370	3:52.914	4:51.521	214	2	12.241	14.774	31.969	28.346	1:27.330	210
10	15.140	16.734	31.815	28.345	1:32.034 P		3	11.924	14.569	31.545	28.411	1:26.449	211
11	<b>11.796</b>	<b>14.140</b>	30.612	<b>27.845</b>	<b>1:24.393</b>	213	4	11.901	14.528	31.668	28.142	1:26.239	209
<b>42 Jack PASSFIELD (NSW) (12th)</b>							5	11.823	14.502	31.661	28.776	1:26.762	212
1	16.972	16.331	34.747	30.352	1:38.402 P		6	11.954	14.499	31.604	28.208	1:26.265	211
2	12.674	15.366	32.693	29.408	1:30.141	204	7	11.788	14.444	31.390	28.406	1:26.028	213
3	12.413	14.980	31.904	28.699	1:27.996	211	8	11.931	14.623	31.604	28.074	1:26.232	213
4	12.256	14.733	31.777	28.611	1:27.377	212	9	<b>11.778</b>	14.315	<b>31.074</b>	28.021	<b>1:25.188</b>	212
5	12.121	14.659	31.730	28.705	1:27.215	212	10	11.854	14.308	31.293	<b>27.749</b>	1:25.204	212
6	12.139	14.630	31.757	28.650	1:27.176	214	11	11.841	14.246	31.226	28.026	1:25.339	212
7	12.050	14.673	31.611	28.533	1:26.867	213	12	12.754	17.010	34.223	8:33.232	9:37.219	211
8	12.092	14.662	31.490	28.474	1:26.718	213	13	18.233	15.225	33.044	28.166	1:34.668 P	
9	12.168	14.586	31.310	28.491	1:26.555	213	14	11.914	14.314	31.241	27.928	1:25.397	213
10	13.146	16.039	38.552	29.466	1:37.203	213	15	11.837	<b>14.179</b>	31.346	28.037	1:25.399	213
11	12.026	14.681	31.368	1:12.693	2:10.768	213							

*Scott Laing*

Chief Time Keeper - Scott Laing

*Tom Williams*

Clerk of Course - Tom Williams





ASBK.COM.AU f t i y

# Round 6 : Winton Motor Raceway : September 7 - 9

## KAWASAKI AUSTRALIAN SUPERSPORT CHAMPIONSHIP

### Qualifying 2

Date: 08/09/18  
 Event: Q09  
 Weather: Sunny - Temp: 15.4C  
 Track: Dry - Temp: 33.6C

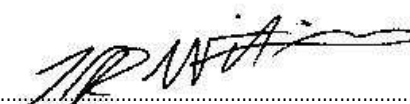
Started at: 13:05:34  
 Laps: 30 Min  
 Starters: 16  
 Printed at: 13:42

### PROVISIONAL SPLIT TIMES

Lap	Split 1	Split 2	Split 3	Split 4	Lap Time	Spd	Lap	Split 1	Split 2	Split 3	Split 4	Lap Time	Spd
<b>61 Rhys BELLING (VIC) (13th)</b>							9	15.846	19.166	33.545	29.713	1:38.270	P
1	15.983	15.457	32.435	28.844	1:32.719	P	10	11.871	14.550	33.052	28.688	1:28.161	212
2	<b>11.809</b>	<b>14.480</b>	31.304	28.711	1:26.304	207	11	11.883	14.384	31.183	28.230	1:25.680	213
3	11.986	14.553	31.346	28.666	1:26.551	208	12	14.313	17.929	31.151	28.582	1:31.975	213
4	11.919	14.662	31.124	<b>28.465</b>	<b>1:26.170</b>	209	13	<b>11.726</b>	14.327	31.187	28.259	1:25.499	214
5	11.925	14.794	32.093	2:03.052	3:01.864	209	14	11.851	16.295	44.869	35.863	1:48.878	213
6	17.656	17.852	33.544	29.035	1:38.087	P	<b>86 Dallas SKEER (SA) (15th)</b>						
7	12.055	14.872	31.400	28.700	1:27.027	207	1	15.855	15.290	33.284	29.357	1:33.786	P
8	11.949	14.648	31.311	28.554	1:26.462	208	2	12.214	14.832	32.312	28.789	1:28.147	211
9	12.041	14.669	31.487	28.698	1:26.895	209	3	12.022	14.607	32.024	28.682	1:27.335	212
10	12.104	14.748	31.217	28.575	1:26.644	207	4	12.032	14.647	32.101	28.366	1:27.146	212
11	11.937	14.869	31.168	28.555	1:26.529	213	5	11.948	14.530	32.028	28.448	1:26.954	214
12	12.215	14.888	<b>31.061</b>	28.506	1:26.670	208	6	11.966	14.646	31.891	28.370	1:26.873	214
13	12.120	14.925	32.184	3:45.142	4:44.371	207	7	12.782	15.566	33.680	10:53.077	11:55.105	215
14	18.077	15.791	32.726	29.606	1:36.200	P	8	17.114	15.318	36.354	28.978	1:37.764	P
15	12.075	14.720	31.443	29.013	1:27.251	207	9	12.021	<b>14.509</b>	<b>31.872</b>	28.373	1:26.775	214
<b>74 Campbell RUSSELL (VIC) (16th)</b>							10	11.976	14.557	32.100	28.724	1:27.357	213
1	18.994	17.518	35.509	30.617	1:42.638	P	11	11.918	14.674	31.889	<b>28.289</b>	1:26.770	210
2	12.642	15.644	33.681	30.361	1:32.328	211	12	11.983	14.615	31.988	28.331	1:26.917	213
3	12.580	15.725	33.587	29.857	1:31.749	207	13	<b>11.869</b>	14.674	31.899	28.317	<b>1:26.759</b>	213
4	12.395	15.479	33.559	30.018	1:31.451	209	<b>851 Ty LYNCH (SA) (14th)</b>						
5	12.563	15.537	33.551	29.862	1:31.513	208	1	17.298	15.279	32.155	28.904	1:33.636	P
6	12.458	15.356	33.556	29.638	1:31.008	209	2	12.563	14.980	32.066	29.289	1:28.898	208
7	13.170	18.710	37.004	3:17.107	4:25.991	210	3	12.261	14.822	31.842	28.851	1:27.776	208
8	25.886	16.997	39.821	32.441	1:55.145	P	4	12.292	14.753	31.753	28.747	1:27.545	210
9	12.652	15.580	33.151	29.468	1:30.851	208	5	12.301	14.733	31.611	28.479	1:27.124	210
10	12.363	<b>15.152</b>	<b>32.540</b>	29.289	<b>1:29.344</b>	211	6	12.107	14.761	31.354	<b>28.391</b>	1:26.613	211
11	12.469	15.257	32.948	<b>29.161</b>	1:29.835	211	7	12.035	16.542	33.262	5:19.840	6:21.679	211
12	<b>12.349</b>	15.401	33.071	29.418	1:30.239	210	8	16.684	15.099	31.665	28.723	1:32.171	P
<b>83 Lachlan EPIS (NSW) (11th)</b>							9	12.129	14.885	31.738	29.245	1:27.997	210
1	15.672	15.483	32.344	28.376	1:31.875	P	10	12.061	14.730	31.320	28.983	1:27.094	209
2	11.892	14.352	31.443	1:38.084	2:35.771	213	11	12.015	14.729	31.577	28.555	1:26.876	211
3	16.237	15.706	32.272	28.611	1:32.826	P	12	<b>12.012</b>	<b>14.682</b>	31.414	28.495	<b>1:26.603</b>	210
4	11.861	14.557	31.202	28.414	1:26.034	212	13	13.216	24.054	34.006	28.682	1:39.958	210
5	11.805	14.374	30.940	<b>28.139</b>	<b>1:25.258</b>	213	14	12.107	14.778	31.456	28.599	1:26.940	211
6	13.027	15.023	32.142	3:04.634	4:04.826	214	15	13.923	15.508	<b>31.240</b>	28.481	1:29.152	211
7	21.005	14.881	32.035	28.715	1:36.636	P							
8	11.777	<b>14.309</b>	<b>30.898</b>	2:05.779	3:02.763	212							

The results are provisional until the end of the time limit for protests and appeals.

  
 Chief Time Keeper - Scott Laing

  
 Clerk of Course - Tom Williams



www.computime.com.au  
 COMPUTIME RACE TIMING SYSTEMS PTY LTD





ASBK.COM.AU f t i y

# Round 6 : Winton Motor Raceway : September 7 - 9

## KAWASAKI AUSTRALIAN SUPERSPORT CHAMPIONSHIP

### Qualifying 2

Date: 08/09/18  
 Event: Q09  
 Weather: Sunny - Temp: 15.4C  
 Track: Dry - Temp: 33.6C

Started at: 13:05:34  
 Laps: 30 Min  
 Starters: 16  
 Printed at: 13:42

### PROVISIONAL FASTEST LAPS SEQUENCE

Race Time	No	Name	Machine	Fastest Lap	On Lap
1:56.219	39	Scott NICHOLSON (VIC)	Suzuki GSX-R	1:33.872	1
2:02.734	86	Dallas SKEER (SA)	Suzuki GSX-R	1:33.786	1
3:02.852	83	Lachlan EPIS (NSW)	Yamaha YZF-R6	1:31.875	1
3:23.971	39	Scott NICHOLSON (VIC)	Suzuki GSX-R	1:27.752	2
3:46.605	52	Ryan TAYLOR (VIC)	Yamaha YZF-R6	1:27.330	2
4:28.014	12	Broc PEARSON (QLD)	Yamaha YZF-R6	1:26.039	2
4:54.919	27	Nic LIMINTON (SA)	Yamaha YZF-R6	1:25.983	2
5:33.803	7	Tom TOPARIS (NSW)	Kawasaki ZX6R	1:24.942	2
6:58.304	7	Tom TOPARIS (NSW)	Kawasaki ZX6R	1:24.501	3
14:14.521	23	Cru HALLIDAY (NSW)	Yamaha YZF-R6	1:24.257	3
15:38.341	23	Cru HALLIDAY (NSW)	Yamaha YZF-R6	1:23.820	4
15:57.274	7	Tom TOPARIS (NSW)	Kawasaki ZX6R	1:23.471	6
19:49.066	23	Cru HALLIDAY (NSW)	Yamaha YZF-R6	1:23.421	7
21:12.451	23	Cru HALLIDAY (NSW)	Yamaha YZF-R6	1:23.385	8
22:35.835	23	Cru HALLIDAY (NSW)	Yamaha YZF-R6	1:23.384	9

The results are provisional until the end of the time limit for protests and appeals.

Chief Time Keeper - Scott Laing

Clerk of Course - Tom Williams



[www.computime.com.au](http://www.computime.com.au)  
 COMPUTIME RACE TIMING SYSTEMS PTY LTD





ASBK.COM.AU f t i y

# Round 6 : Winton Motor Raceway : September 7 - 9

## KAWASAKI AUSTRALIAN SUPERSPORT CHAMPIONSHIP

### Qualifying 2

Date: 08/09/18  
 Event: Q09  
 Weather: Sunny - Temp: 15.4C  
 Track: Dry - Temp: 33.6C

Started at: 13:05:34  
 Laps: 30 Min  
 Starters: 16  
 Printed at: 13:42

### PROVISIONAL BEST PARTIAL TIMES

Pos	Split 1		Split 2		Split 3		Split 4		LAP		Ideal	Fastest
	Name	Time	Name	Time	Name	Time	Name	Time	Name	Time		
1	N. LIMINTON	11.491	T. TOPARIS	13.939	T. TOPARIS	30.167	C. HALLIDAY	27.426	C. HALLIDAY	1:23.227	1:23.384	
2	D. REES	11.584	C. HALLIDAY	13.967	C. HALLIDAY	30.197	T. TOPARIS	27.536	T. TOPARIS	1:23.274	1:23.471	
3	T. TOPARIS	11.632	M. CROKER	14.126	N. LIMINTON	30.223	D. REES	27.712	N. LIMINTON	1:23.600	1:23.734	
4	Z. JOHNSON	11.633	D. REES	14.151	B. PEARSON	30.299	N. LIMINTON	27.720	D. REES	1:23.843	1:23.951	
5	C. HALLIDAY	11.637	N. LIMINTON	14.166	M. CROKER	30.342	R. TAYLOR	27.749	B. PEARSON	1:24.041	1:24.239	
6	B. PEARSON	11.677	R. TAYLOR	14.179	D. REES	30.396	Z. JOHNSON	27.789	M. CROKER	1:24.104	1:24.393	
7	L. EPIS	11.726	B. PEARSON	14.199	Z. JOHNSON	30.642	M. CROKER	27.845	Z. JOHNSON	1:24.282	1:24.493	
8	G. SCARCELL	11.743	G. SCARCELL	14.200	G. SCARCELL	30.701	B. PEARSON	27.866	G. SCARCELL	1:24.694	1:24.872	
9	R. TAYLOR	11.778	Z. JOHNSON	14.218	S. NICHOLSO	30.831	G. SCARCELL	28.050	R. TAYLOR	1:24.780	1:25.188	
10	S. NICHOLSO	11.784	S. NICHOLSO	14.240	L. EPIS	30.898	L. EPIS	28.139	S. NICHOLSO	1:25.012	1:25.193	
11	M. CROKER	11.791	L. EPIS	14.309	R. BELLING	31.061	S. NICHOLSO	28.157	L. EPIS	1:25.072	1:25.258	
12	R. BELLING	11.809	J. PASSFIELD	14.404	R. TAYLOR	31.074	J. PASSFIELD	28.263	R. BELLING	1:25.815	1:26.170	
13	D. SKEER	11.869	R. BELLING	14.480	T. LYNCH	31.240	D. SKEER	28.289	J. PASSFIELD	1:25.849	1:26.049	
14	J. PASSFIELD	11.903	D. SKEER	14.509	J. PASSFIELD	31.279	T. LYNCH	28.391	T. LYNCH	1:26.306	1:26.603	
15	T. LYNCH	12.012	T. LYNCH	14.663	D. SKEER	31.872	R. BELLING	28.465	D. SKEER	1:26.539	1:26.759	
16	C. RUSSELL	12.349	C. RUSSELL	15.152	C. RUSSELL	32.540	C. RUSSELL	29.161	C. RUSSELL	1:29.202	1:29.344	

The results are provisional until the end of the time limit for protests and appeals.

Chief Time Keeper - Scott Laing

Clerk of Course - Tom Williams



www.computime.com.au  
 COMPUTIME RACE TIMING SYSTEMS PTY LTD





ASBK.COM.AU f t i y

## Round 6 : Winton Motor Raceway : September 7 - 9

### KAWASAKI AUSTRALIAN SUPERSPORT CHAMPIONSHIP

#### Overall Qualifying

#### PROVISIONAL MERGED CLASSIFICATION

Date: 08/09/18

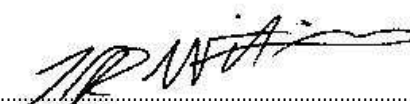
Printed at: 13:42

Pos	No	Name	Machine	Event Q03	Event Q09	Fastest Lap
1	23	Cru HALLIDAY (NSW) / Yamaha Racing Team	Yamaha YZF-R6		1:23.384	1:23.384
2	7	Tom TOPARIS (NSW) / Cube Racing / Leda Nutrition / Australian Outdoor Living / Motul / Pirelli	Kawasaki ZX6R		1:23.471	1:23.471
3	27	Nic LIMINTON (SA)	Yamaha YZF-R6	1:24.279	1:23.734	1:23.734
4	20	Damon REES (NZ) / Carl Cox M-sport / Mondiale Freight / Tony Rees M-cycles / Signedge / Pirelli	Honda CBR RR	1:24.119	1:23.951	1:23.951
5	12	Broc PEARSON (QLD) / Yamaha Aust. / World Gym / 1800 Approved / City2Surf Locksmiths / Motul	Yamaha YZF-R6	1:24.872	1:24.239	1:24.239
6	41	Max CROKER (NSW) / Mat Mladin Mladin Racing / Suzuki Aust. / AGV Sport / Nolan / Motorex Aus	Suzuki GSX-R	1:24.746	1:24.393	1:24.393
7	22	Zac JOHNSON (VIC) / Rebuilder / Ausfleet / Savy Civil	Yamaha YZF-R6	1:25.053	1:24.493	1:24.493
8	47	Giuseppe SCARCELLA (NSW) / Kawasaki BCperformance / Kawasaki Motors Aust. / Landscapesupplies.com.au	Kawasaki ZX6R	1:25.653	1:24.872	1:24.872
9	52	Ryan TAYLOR (VIC) / Areden Homes / Pablo's M-cycle Tyres / YRD / RTR	Yamaha YZF-R6	1:25.364	1:25.188	1:25.188
10	39	Scott NICHOLSON (VIC) / NextGen Motorsports / Williams Engineering	Suzuki GSX-R	1:25.618	1:25.193	1:25.193
11	83	Lachlan EPIS (NSW) / ResponseRE / Bluetounge Finance / DB Racing / Aark Suspension / YRD	Yamaha YZF-R6	1:25.376	1:25.258	1:25.258
12	42	Jack PASSFIELD (NSW) / Stay Upright Rider Training / GASD Suspension / Dmoto / Pirelli / KYT	Yamaha YZF-R6	1:26.414	1:26.049	1:26.049
13	61	Rhys BELLING (VIC) / LXI Racing / Yamaha / YRD / Skip2Beat / The Grinning Dingo	Yamaha YZF-R6	1:26.086	1:26.170	1:26.086
14	851	Ty LYNCH (SA) / Adelaide M-cycle Recovery / Australian Outdoor Living / A Plus Diesel & Electrical	Yamaha YZF-R6	1:26.734	1:26.603	1:26.603
15	86	Dallas SKEER (SA) / Barry Francis M-cycles / Ron Angel Classic Racing / Penrite Oils / Suspensions R Us	Suzuki GSX-R	1:26.820	1:26.759	1:26.759
16	74	Campbell RUSSELL (VIC) / Motul / Pirelli	Yamaha YZF-R6	1:30.136	1:29.344	1:29.344

\*\*\* ALL RIDERS QUALIFY \*\*\*

The results are provisional until the end of the time limit for protests and appeals.

  
 Chief Time Keeper - Scott Laing

  
 Clerk of Course - Tom Williams



[www.computime.com.au](http://www.computime.com.au)  
**COMPUTIME RACE TIMING SYSTEMS PTY LTD**







ASBK.COM.AU f t i y

# Round 6 : Winton Motor Raceway : September 7 - 9

## KAWASAKI AUSTRALIAN SUPERSPORT CHAMPIONSHIP

### EVENTS 6 & 11

### PROVISIONAL MERGED GRID SHEET

Date: 08/09/18

Printed at: 13:42



	3 27 N. LIMINTON 1:23.734	2 7 T. TOPARIS 1:23.471	1 23 C. HALLIDAY 1:23.384	1
6 41 M. CROKER 1:24.393	5 12 B. PEARSON 1:24.239	4 20 D. REES 1:23.951		2
9 52 R. TAYLOR 1:25.188	8 47 G. SCARCELLA 1:24.872	7 22 Z. JOHNSON 1:24.493		3
12 42 J. PASSFIELD 1:26.049	11 83 L. EPIS 1:25.258	10 39 S. NICHOLSON 1:25.193		4
15 86 D. SKEER 1:26.759	14 851 T. LYNCH 1:26.603	13 61 R. BELLING 1:26.086		5
		16 74 C. RUSSELL 1:29.344		6

Chief Time Keeper - Scott Laing

Clerk of Course - Tom Williams

